


Rose in Glass - Peach

Counted cross-stitch chart



Design size: 90 x 150 stitches

Image credit: Aurora Craftery

90 x 150 Design measures approximately on fabric:

11ct = 20.78 cm wide X 34.64 cm high

14ct = 16.33 cm wide X 27.21 cm high

16ct = 14.29 cm wide X 23.81 cm high

18ct = 12.7 cm wide X 21.17 cm high


22ct = 10.39 cm wide X 17.32 cm high

28ct = 8.16 cm wide X 13.61 cm high


32ct = 7.14 cm wide X 11.91 cm high

Leave additional 10cm fabric on each side for framing or finishing.


Rose in Glass - Peach




Rose in Glass - Peach



Rose in Glass - Peach















































Rose in Glass - Peach



Rose in Glass - Peach
Floss list for crosses

11ct = 4 or 3 strands of cross stitch thread.
 14ct = 2 or 3 strands of cross stitch thread.
 16ct = 2 strands of cross stitch thread.
 18ct = 1 or 2 strands of cross stitch thread.
 22ct = 1 or 2 strands of cross stitch thread.
 28ct = 1 strand (if working over 1).
 32ct = 1 strand (if working over 1).

N	Symbol	Number	Name	Stitches
1		 DMC 02	Tin	125
2		 DMC 152	Shell Pink - Medium Light	74
3		 DMC 167	Yellow Beige - Very Dark	186
4		 DMC 169	Pewter - Light	229
5		 DMC 225	Shell Pink - Ultra Very Light	389
6		 DMC 523	Fern Green - Light	139
7		 DMC 535	Ash Gray - Very Light	123
8		 DMC 543	Beige - Ultra Very Light	424
9		 DMC 612	Drab Brown - Light	148
10		 DMC 645	Beaver Gray - Very Dark	336
11		 DMC 739	Tan - Ultra Very Light	274
12		 DMC 842	Beige Brown - Very Light	361
13		 DMC 869	Hazelnut Brown - Very Dark	377
14		 DMC 924	Gray Green - Very Dark	33
15		 DMC 938	Coffee Brown - Ultra Dark	469
16		 DMC 948	Peach - Very Light	411
17		 DMC 3022	Brown Gray - Medium	177
18		 DMC 3756	Baby Blue - Ultra Very Light	364
19		 DMC 3828	Hazelnut Brown	103
20		 DMC 3864	Mocha Beige - Light	224
21		 DMC 3865	Winter White	592
22		 DMC B5200	Snow White	2986