


Rose in Glass - Pale Pink

Counted cross-stitch chart



Design size: 90 x 150 stitches

Image credit: Aurora Craftery

90 x 150 Design measures approximately on fabric:

11ct = 20.78 cm wide X 34.64 cm high

14ct = 16.33 cm wide X 27.21 cm high

16ct = 14.29 cm wide X 23.81 cm high

18ct = 12.7 cm wide X 21.17 cm high


22ct = 10.39 cm wide X 17.32 cm high

28ct = 8.16 cm wide X 13.61 cm high


32ct = 7.14 cm wide X 11.91 cm high

Leave additional 10cm fabric on each side for framing or finishing.


Rose in Glass - Pale Pink




Rose in Glass - Pale Pink



Rose in Glass - Pale Pink















































Rose in Glass - Pale Pink



Rose in Glass - Pale Pink
 Floss list for crosses

11ct = 4 or 3 strands of cross stitch thread.
 14ct = 2 or 3 strands of cross stitch thread.
 16ct = 2 strands of cross stitch thread.
 18ct = 1 or 2 strands of cross stitch thread.
 22ct = 1 or 2 strands of cross stitch thread.
 28ct = 1 strand (if working over 1).
 32ct = 1 strand (if working over 1).

N	Symbol	Number	Name	Stitches
1		 DMC 01	Tin - White	90
2		 DMC 224	Shell Pink - Very Light	63
3		 DMC 310	Black	83
4		 DMC 413	Pewter Gray - Dark	162
5		 DMC 524	Fern Green - Very Light	59
6		 DMC 543	Beige - Ultra Very Light	481
7		 DMC 612	Drab Brown - Light	338
8		 DMC 640	Beige Gray - Very Dark	405
9		 DMC 647	Beaver Gray - Medium	254
10		 DMC 762	Pearl Gray - Very Light	83
11		 DMC 822	Beige Gray - Light	737
12		 DMC 842	Beige Brown - Very Light	324
13		 DMC 844	Beaver Gray - Ultra Dark	285
14		 DMC 934	Avocado Green - Black	102
15		 DMC 951	Tawny - Light	193
16		 DMC 3022	Brown Gray - Medium	248
17		 DMC 3052	Green Gray - Medium	163
18		 DMC 3072	Beaver Gray - Very Light	67
19		 DMC 3864	Mocha Beige - Light	403
20		 DMC 3865	Winter White	1002
21		 DMC 3866	Mocha - Ultra Very Light	766
22		 DMC B5200	Snow White	3656